

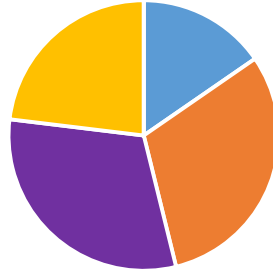
2023 Board and Commission Appreciation Event Survey

Overall, how would you rate the event?



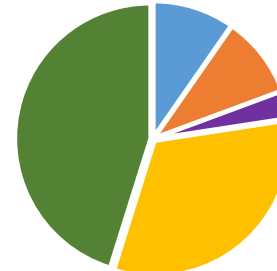
■ Excellent ■ Very Good
■ Good ■ Fair
■ Poor

How would you rate the venue/location?



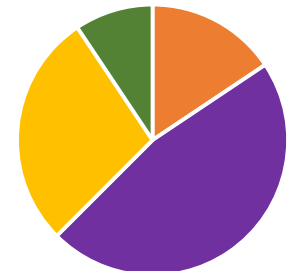
■ Excellent ■ Very Good
■ Good ■ Fair
■ Poor

How would you rate the entertainment?



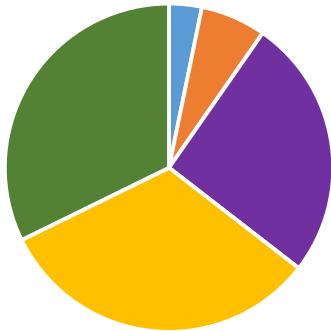
■ Excellent ■ Very Good
■ Good ■ Fair
■ Poor

How would you rate the food quality?



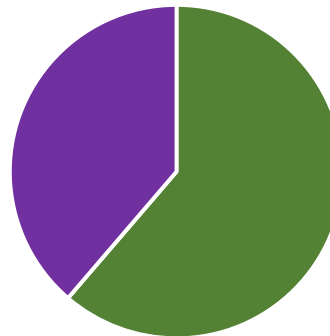
■ Excellent ■ Very Good
■ Good ■ Fair
■ Poor

Was the event better than what you expected, worse than what you expected, or about what you expected?



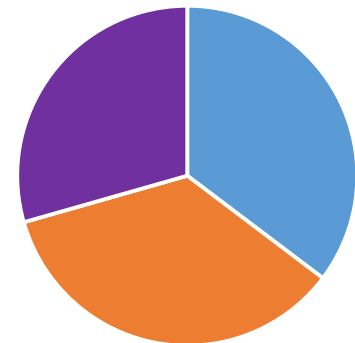
■ Much Better
■ Slightly Better
■ About what I was Expecting
■ Slightly Worse
■ Much Worse

Was the event length too long, too short, or just right?



■ Too Long
■ Too Short
■ About Right

How would you like to be recognized in the future?



■ Dinner and a show at ABT
■ Dinner and a live band at ABT
■ Dinner and Spring Training Game

2018 – 2023
Annual Board and Commission Recognition Event Comparison

	2023	2022	2021	2020	2019	2018
Location	ABT	ABT	No Event Due to COVID 19	Rio Vista	ABT	ABT
Total Attendees (including guests)	130	143		139	130	157
Facility, Catering & Entertainment	\$12,299.58	\$10,685.77		\$14,284.03	\$18,798.12	\$16,507.37
Awards	\$865.00	\$2,021.04		\$622.61	\$412.79	\$523.46
Misc. Charges (program printing, supplies, etc.)	\$49.90	\$49.71		\$44.07	\$136.42	\$90.00
Total Budget	\$15,000.00	\$15,000.00		\$15,000.00	\$15,000.00	\$15,000.00
Total Price	\$13,214.48	\$12,899.52		\$14,950.71	\$19,347.33	\$17,030.83
Total Price Per Person	\$101.65	\$90.21		\$107.56	\$148.82	\$108.48

Fiscal Year	Budget	Total Event Costs	Over/Under Budget
FY18	\$15,000	\$18,895.41	(\$3,895.41)
FY19	\$15,000	\$17,030.83	(\$2,030.83)
FY20	\$15,000	\$19,347.33	(\$4,347.33)
FY21	\$15,000	\$14,950.71	\$49.29
FY22	\$15,000	\$12,899.52	\$2,100.48
FY23	\$15,000	\$13,214.48	\$1,785.52
FY24	\$15,000	\$	\$

Arizona Broadway Theatre (six-month notice is required to schedule and Friday nights are best for ABT)

- **Encore room with dinner and live band**
Capacity: 150
Approximate Cost: \$100.00 per person x 130 = \$13,000
 - **Main Theatre Room with dinner and full show or live band**
Capacity: 462
Approximate Cost: \$80.00 per person x 300 minimum = \$24,000
-

Las Brisas Peoria

- **Friday Night Event:**
Complete package includes hall rental, DJ, complete dinnerware settings, catering, waiters, decorations, center pieces, soda and water. No bar service.
Capacity: 450
Approximate Cost: \$11,500
- **Saturday Night Event:**
Complete package includes hall rental, DJ, complete dinnerware settings, catering, waiters, decorations, center pieces, soda and water. No bar service.
Capacity: 250 - 450
Approximate Cost: \$12,000

Exclusive packages services and pricing can be customized to meet our needs.

Rio Vista Recreation Center

- Catered dinner, live band and cash bar service. Requires tables, chairs, and linen rentals.
Capacity: 220
Approximate Cost: \$15,000
-

Sports Complex Cost Estimates (Date of event depends on game availability)

- **Pavilion Package (informal/outside) - Seating 20 to 300**
All-inclusive package for tickets and catered, buffet dinner at the outfield Pavilion overlooking the left field. Alcohol packages available; cash bar. Group events are designed to be an experience to remember with name recognition on the scoreboard.
Capacity: 300 May have share location with another group.
Approximate Cost: \$43 per person x 200 = \$8,600
- **Colonade Packet (formal) – Seating 20 to 200**
All-inclusive package for tickets and catering at the Colonade. Indoor, air conditioning room with patio, section 121 seating, catered, buffet dinner. Alcohol packages available; cash bar. Private bar service. Group events are designed to be an experience to remember with name recognition on the scoreboard:
Capacity: 200
Approximate Cost: \$53 per person x 200 = \$10,600

Parking 200 = Parking vouchers have not been given for the last several years and parking would be free.